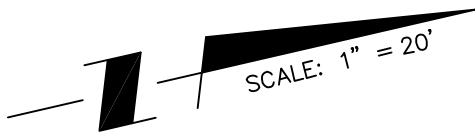
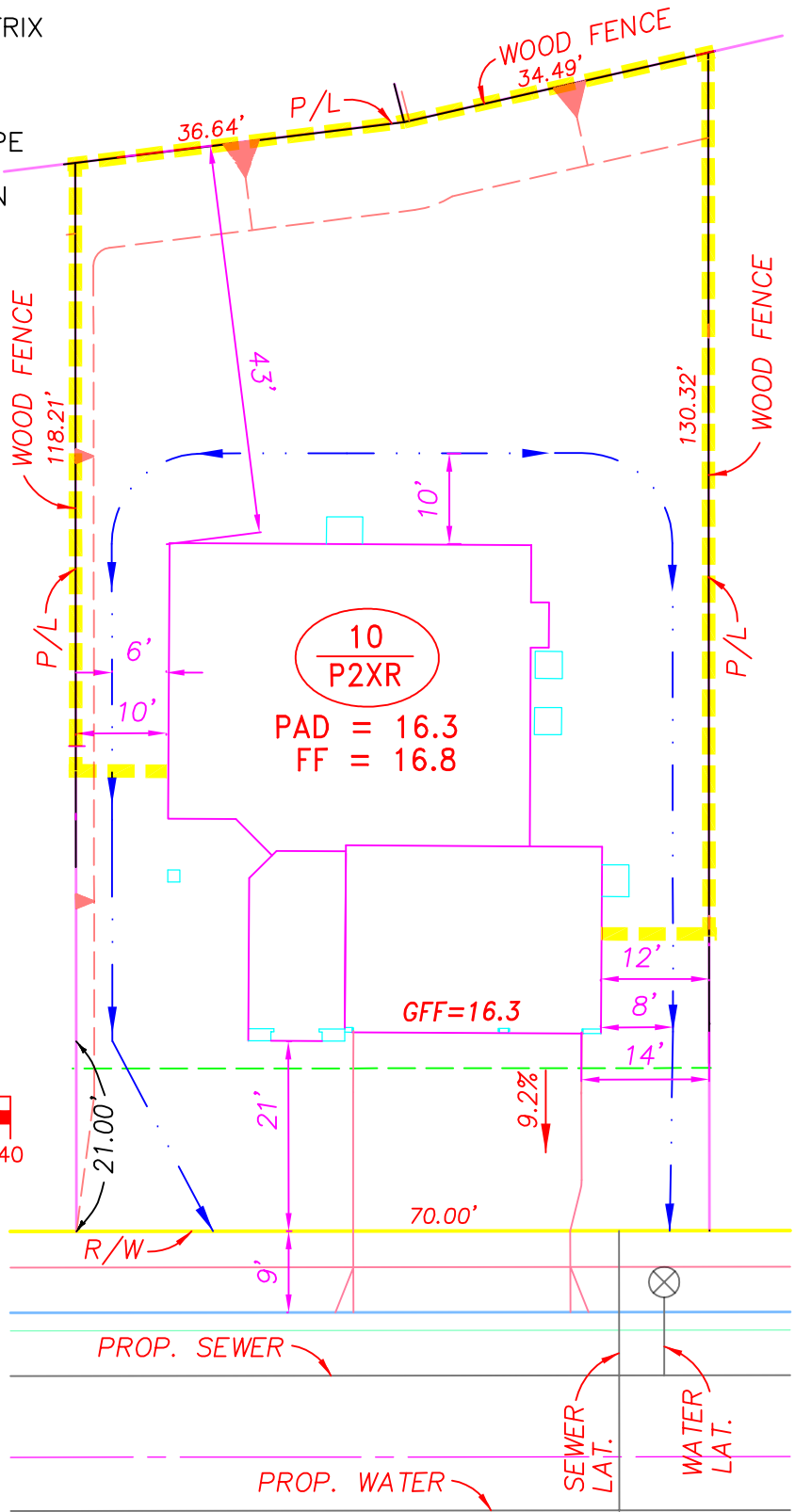


IMPORTANT NOTICE

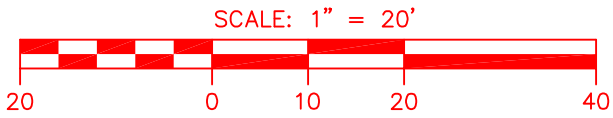
THIS PLAN IS FOR GENERAL INFORMATION ONLY AND INTENDED TO SHOW APPROXIMATE RELATIONSHIPS. THIS PLAN IS NOT INTENDED TO SHOW PRECISE UTILITY LOCATIONS, EXACT CONDITIONS NOR DOES IT ACCURATELY REFLECT THE SIZE OF UTILITY BOXES, U.S. HOMES DOES NOT DETERMINE UTILITY OR MAILBOX LOCATIONS AND THIS LOCATIONS ARE SUBJECT TO CHANGE DUE TO ACTUAL FIELD CONDITIONS. U.S. HOMES MAKES NO GUARANTEE AS TO THESE PLAN'S ACCURACY NOR IS ANY LIABILITY ASSUMED FOR ANY OTHER THAN THAT INTENDED. FOR EXACT LOCATIONS IT IS STRONGLY ADVISED TO CHECK ACTUAL FIELD CONDITIONS. THESE CONDITIONS MUST BE VERIFIED PRIOR TO BEGINNING ANY DESIGN OR CONSTRUCTION OF HOMEOWNER LOT IMPROVEMENTS.

BUILDING TYPE MATRIX

2X	PLAN NO.
C	ELEVATION TYPE
Y	REVERSE PLAN



SCALE: 1" = 20'



SCALE: 1" = 20'

LOT INFORMATION:

ADDRESS: 33635 HONEYSUCKLE LANE
 CITY OF NAME, CALIFORNIA
 LOT 10, MODEL: PLAN 2XR, PHASE 1
 TRACT XXXXX-X, DATE:
 A.P.N. XXX-XXX-XXX
 BUILDING/LOT COVERAGE: 25%

(NOTE: APN WILL CHANGE UPON THE TRANSFER OF PROPERTY)

HONEYSUCKLE LANE

COMPANY LOGO ADDRESS

PLAN EXHIBIT PLOT PLAN

FOR: BUILDERS NAME
 FOR: TRACT XXXXX-X, LOT 10

BUYER'S INITIALS

DATE

DATE: X

SCALE: 1" = 20'

PAGE 1 OF 1